

Sequence Report



Summary

Balanced - 22.4 kHz BW

Signal Path Setup	✓ PASSED
THD+N	✓ PASSED
THD+N	✓ PASSED
Crosstalk, One Channel Undriven	✓ PASSED
Crosstalk, One Channel Undriven	✓ PASSED
Stepped Level Sweep	✓ PASSED
Multitone Analyzer	✓ PASSED

Balanced - 90 kHz BW

Stepped Frequency Sweep	✓ PASSED
-------------------------	----------

Unbalanced - 22.4 kHz BW

Signal Path Setup	✓ PASSED
THD+N	✓ PASSED
THD+N	✓ PASSED
Crosstalk, One Channel Undriven	✓ PASSED
Crosstalk, One Channel Undriven	✓ PASSED
Stepped Level Sweep	✓ PASSED
Multitone Analyzer	✓ PASSED

Unbalanced - 90 kHz BW

Stepped Frequency Sweep	✓ PASSED
-------------------------	----------

Sequence Result:

Sequence Result: ✓ PASSED

Balanced - 22.4 kHz BW : Signal Path Setup

Output Connector:	Analog Balanced
Channels:	2
Source Impedance:	40 ohm
EQ:	None
Input Connector:	Analog Unbalanced
Channels:	2
Termination:	100 kohm
Input Bandwidth:	AC (<10 Hz) - 22.4k (48 kHz SR)
Device Delay:	0.000 s

• References

dBr G:	100.0 mVrms
dBm (Output Power):	600.0 ohm
W(watts) (Output Power):	8.000 ohm
Shared Frequency Reference:	1.00000 kHz
dBrA:	1.000 Vrms
dBrB:	1.000 Vrms
dBrA Offset:	0.000 dB
dBrB Offset:	0.000 dB
dB SPL1:	10.00 mVrms
dB SPL2:	10.00 mVrms
dB SPL1 Calibrator Level:	94.000 dB SPL
dB SPL2 Calibrator Level:	94.000 dB SPL
dBm (Input Power):	600.0 ohm
W(watts) (Input Power):	8.000 ohm

• DCX

DCX is not detected.

Sequence Report



Balanced - 22.4 kHz BW : Verify Connections

Waveform: Sine
Generator Level: 2.000 Vrms
DC Offset: 0.000 V
Frequency: 1.00000 kHz

Gain (6/1/2016 10:40:26.621)

Ch1 -0.041 dB
Ch2 -0.042 dB

Balanced - 22.4 kHz BW : THD+N

Waveform: Sine
Generator Level: 2.000 Vrms
DC Offset: 0.000 V
Frequency: 1.00000 kHz
Low-pass Filter: 20 kHz
Weighting Filter: Signal Path
High-pass Filter: 20 Hz
Notch Tuning Mode: Measured Frequency

THD+N Ratio (6/1/2016 10:40:29.577)

Ch1 0.000370 %
Ch2 0.000378 %

THD Ratio (6/1/2016 10:40:29.577)

Ch1 0.000217 %
Ch2 0.000244 %

Noise Level (6/1/2016 10:40:29.577)

Ch1 6.075 uVrms
Ch2 5.850 uVrms

Sequence Report



Balanced - 22.4 kHz BW : THD+N

Waveform: Sine
Generator Level: 100.0 mVrms
DC Offset: 0.000 V
Frequency: 1.00000 kHz
Low-pass Filter: 20 kHz
Weighting Filter: A-wt.
High-pass Filter: 20 Hz
Notch Tuning Mode: Measured Frequency

Noise Level (6/1/2016 10:40:32.225)

Ch1 3.048 uVrms
Ch2 3.038 uVrms

Balanced - 22.4 kHz BW : Crosstalk, One Channel Undriven

Waveform: Sine
Generator Level: +20.000 dBu
DC Offset: 0.000 V
Frequency: 1.00000 kHz

Crosstalk (6/1/2016 10:40:37.443)

Ch1 -144.732 dB
Ch2 -145.206 dB

Balanced - 22.4 kHz BW : Crosstalk, One Channel Undriven

Waveform: Sine
Generator Level: +20.000 dBu
DC Offset: 0.000 V
Frequency: 20.0000 kHz

Crosstalk (6/1/2016 10:40:42.874)

Ch1 -142.070 dB
Ch2 -136.742 dB

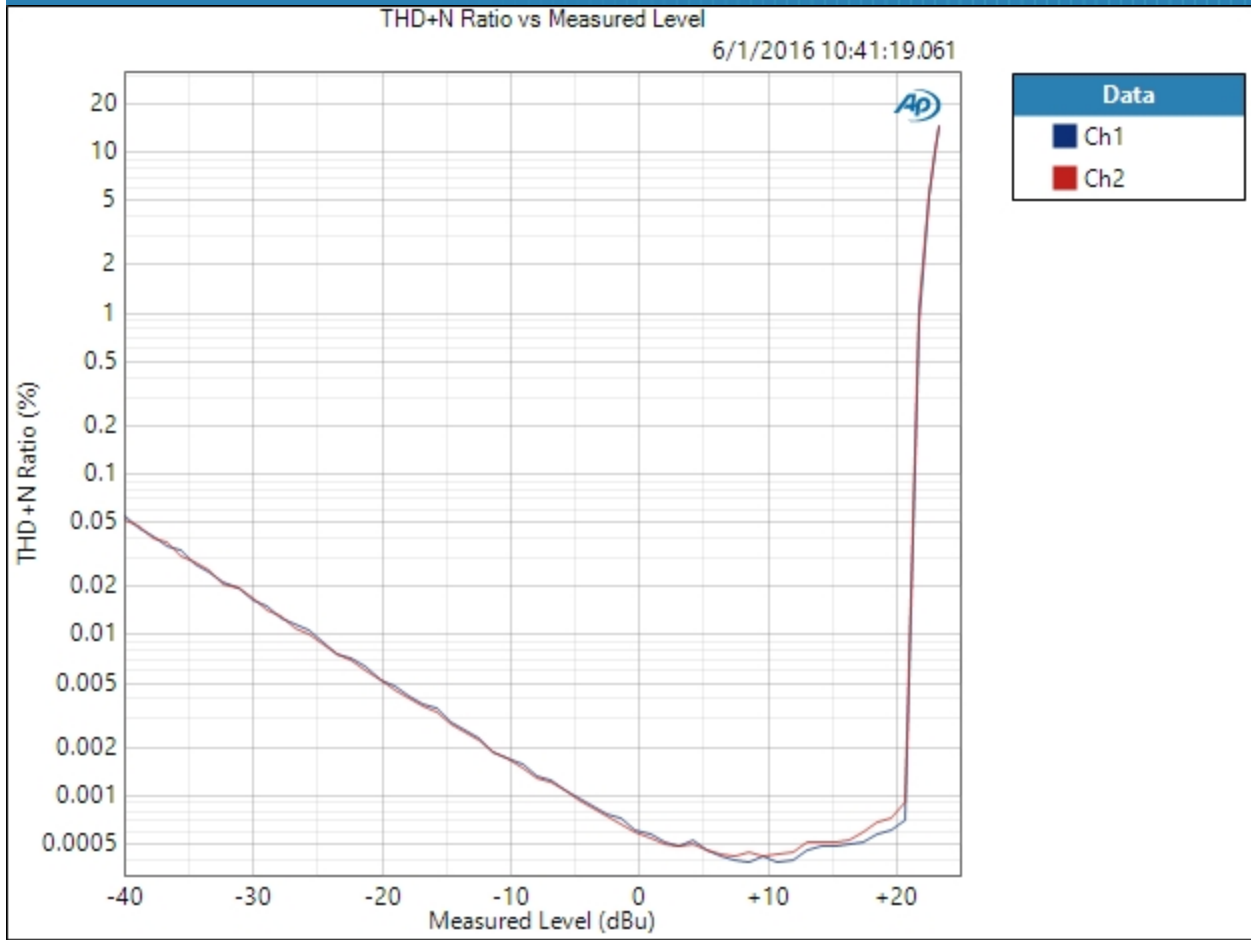
Sequence Report



Balanced - 22.4 kHz BW : Stepped Level Sweep

Waveform: Sine
Generator Level: 100.0 mVrms
DC Offset: 0.000 V
Frequency: 1.00000 kHz
Start Level: -40.000 dBu
Stop Level: +25.000 dBu
Step Type: Linear
Number of Points: 60
Step Size: +1.102 dBu
Offset: 0.000 V
Low-pass Filter: 20 kHz
Weighting Filter: Signal Path
High-pass Filter: 20 Hz
Notch Tuning Mode: Generator Frequency
Measured 1 6/1/2016 10:41:19

THD+N Ratio vs Measured Level (6/1/2016 10:41:19.061)



Result: PASSED

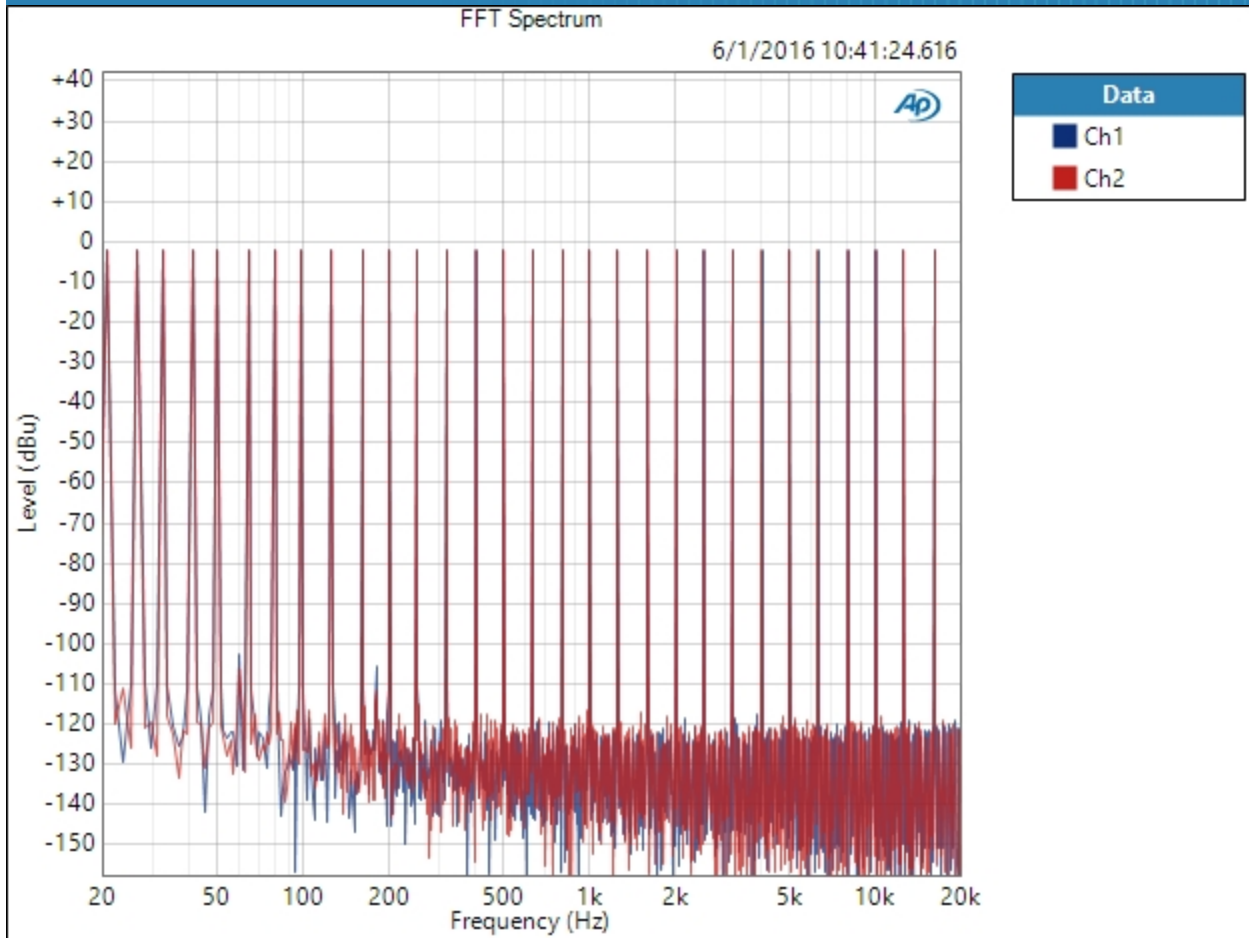
Sequence Report



Balanced - 22.4 kHz BW : Multitone Analyzer

Generator Level: +20.000 dBu
DC Offset: 0.000 V
Name: APx 32-tone
Sample Rate: 192.000 kHz
Length: 65536
Min Frequency: 14.6484 Hz
Max Frequency: 20.0010 kHz
Step Type: Custom
Tones: 32
Crest Factor: 4.481 x/y / 13.028 dB
TD+N Filter: Signal Path
Averages: 1
Phase Ref Channel: Ch1
Trigger: Free Run
Trigger Delay: 200.0 ms
Frequency Correction: Disabled
Skirt Width: 1.00 %
Measured 1 6/1/2016 10:41:24
Record Acquisition: False

FFT Spectrum (6/1/2016 10:41:24.616)



Result:  PASSED

Balanced - 90 kHz BW : Signal Path Setup

Output Connector:	Analog Balanced
Channels:	2
Source Impedance:	40 ohm
EQ:	None
Input Connector:	Analog Unbalanced
Channels:	2
Termination:	100 kohm
Input Bandwidth:	AC (<10 Hz) - 90k (192 kHz SR)
Device Delay:	0.000 s

• References

dBr G:	100.0 mVrms
dBm (Output Power):	600.0 ohm
W(watts) (Output Power):	8.000 ohm
Shared Frequency Reference:	1.00000 kHz
dBrA:	1.000 Vrms
dBrB:	1.000 Vrms
dBrA Offset:	0.000 dB
dBrB Offset:	0.000 dB
dB SPL1:	10.00 mVrms
dB SPL2:	10.00 mVrms
dB SPL1 Calibrator Level:	94.000 dB SPL
dB SPL2 Calibrator Level:	94.000 dB SPL
dBm (Input Power):	600.0 ohm
W(watts) (Input Power):	8.000 ohm

• DCX

DCX is not detected.

Sequence Report



Balanced - 90 kHz BW : Stepped Frequency Sweep

Generator Level: 2.000 Vrms

DC Offset: 0.000 V

EQ: None

Start Frequency: 20.0000 kHz

Stop Frequency: 20.0000 Hz

Step Type: Logarithmic

Number of Points: 60

Low-pass Filter: 60 kHz

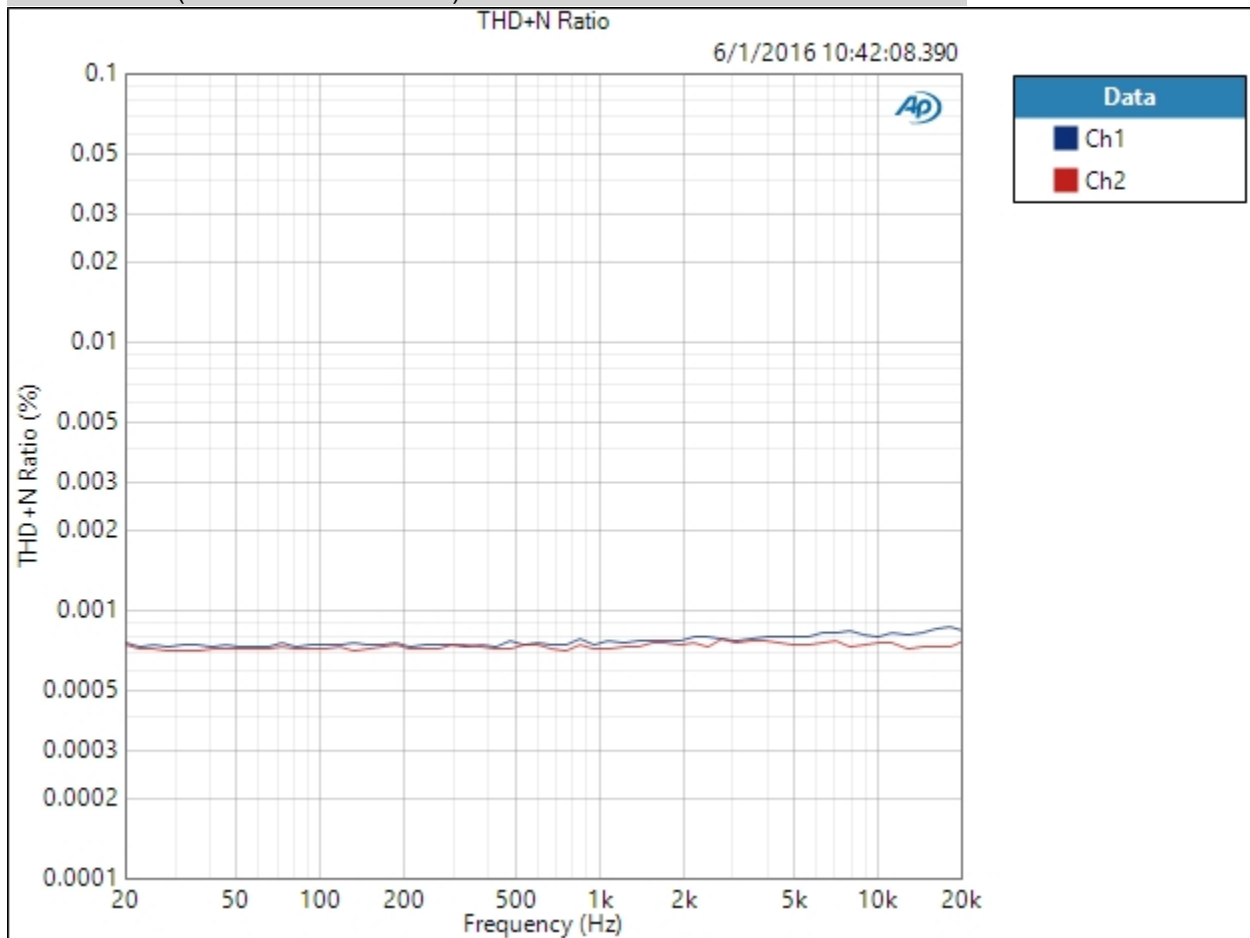
Weighting Filter: Signal Path

High-pass Filter: 20 Hz

Phase Ref Channel: Ch1

Measured 1 6/1/2016 10:42:08

THD+N Ratio (6/1/2016 10:42:08.390)

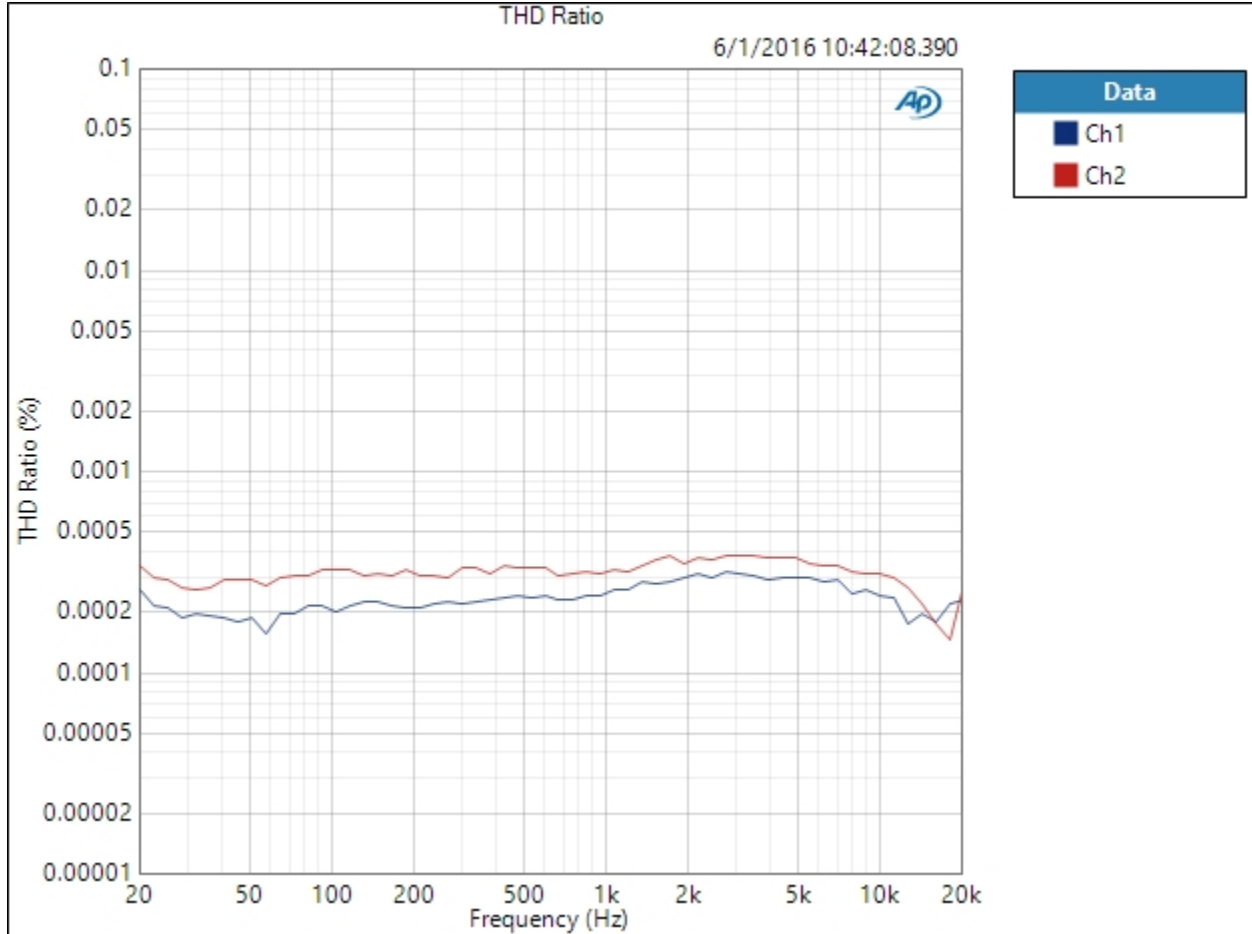


Sequence Report



Result: ✔ PASSED

THD Ratio (6/1/2016 10:42:08.390)



Result: ✔ PASSED

Unbalanced - 22.4 kHz BW : Signal Path Setup

Output Connector:	Analog Unbalanced
Channels:	2
Source Impedance:	20 ohm
EQ:	None
Input Connector:	Analog Unbalanced
Channels:	2
Termination:	100 kohm
Input Bandwidth:	AC (<10 Hz) - 22.4k (48 kHz SR)
Device Delay:	0.000 s

- References

dBr G:	100.0 mVrms
dBm (Output Power):	600.0 ohm
W(watts) (Output Power):	8.000 ohm
Shared Frequency Reference:	1.00000 kHz
dBrA:	1.000 Vrms
dBrB:	1.000 Vrms
dBrA Offset:	0.000 dB
dBrB Offset:	0.000 dB
dB SPL1:	10.00 mVrms
dB SPL2:	10.00 mVrms
dB SPL1 Calibrator Level:	94.000 dB SPL
dB SPL2 Calibrator Level:	94.000 dB SPL
dBm (Input Power):	600.0 ohm
W(watts) (Input Power):	8.000 ohm

- DCX

DCX is not detected.

Sequence Report



Unbalanced - 22.4 kHz BW : Verify Connections

Waveform: Sine
Generator Level: 2.000 Vrms
DC Offset: 0.000 V
Frequency: 1.00000 kHz

Gain (6/1/2016 10:42:53.749)

Ch1 -94.896 dB
Ch2 -94.259 dB

Unbalanced - 22.4 kHz BW : THD+N

Waveform: Sine
Generator Level: 2.000 Vrms
DC Offset: 0.000 V
Frequency: 1.00000 kHz
Low-pass Filter: 20 kHz
Weighting Filter: Signal Path
High-pass Filter: 20 Hz
Notch Tuning Mode: Measured Frequency

THD+N Ratio (6/1/2016 10:42:56.367)

Ch1 0.000425 %
Ch2 0.000293 %

THD Ratio (6/1/2016 10:42:56.367)

Ch1 0.000122 %
Ch2 0.000112 %

Noise Level (6/1/2016 10:42:56.367)

Ch1 8.177 uVrms
Ch2 5.394 uVrms

Sequence Report



Unbalanced - 22.4 kHz BW : THD+N

Waveform: Sine
Generator Level: 100.0 mVrms
DC Offset: 0.000 V
Frequency: 1.00000 kHz
Low-pass Filter: 20 kHz
Weighting Filter: A-wt.
High-pass Filter: 20 Hz
Notch Tuning Mode: Measured Frequency

Noise Level (6/1/2016 10:42:58.827)

Ch1 1.521 uVrms
Ch2 1.362 uVrms

Unbalanced - 22.4 kHz BW : Crosstalk, One Channel Undriven

Waveform: Sine
Generator Level: +20.000 dBu
DC Offset: 0.000 V
Frequency: 1.00000 kHz

Crosstalk (6/1/2016 10:43:04.251)

Ch1 -144.096 dB
Ch2 -144.273 dB

Unbalanced - 22.4 kHz BW : Crosstalk, One Channel Undriven

Waveform: Sine
Generator Level: +20.000 dBu
DC Offset: 0.000 V
Frequency: 20.0000 kHz

Crosstalk (6/1/2016 10:43:06.432)

Ch1 -123.494 dB
Ch2 -121.539 dB

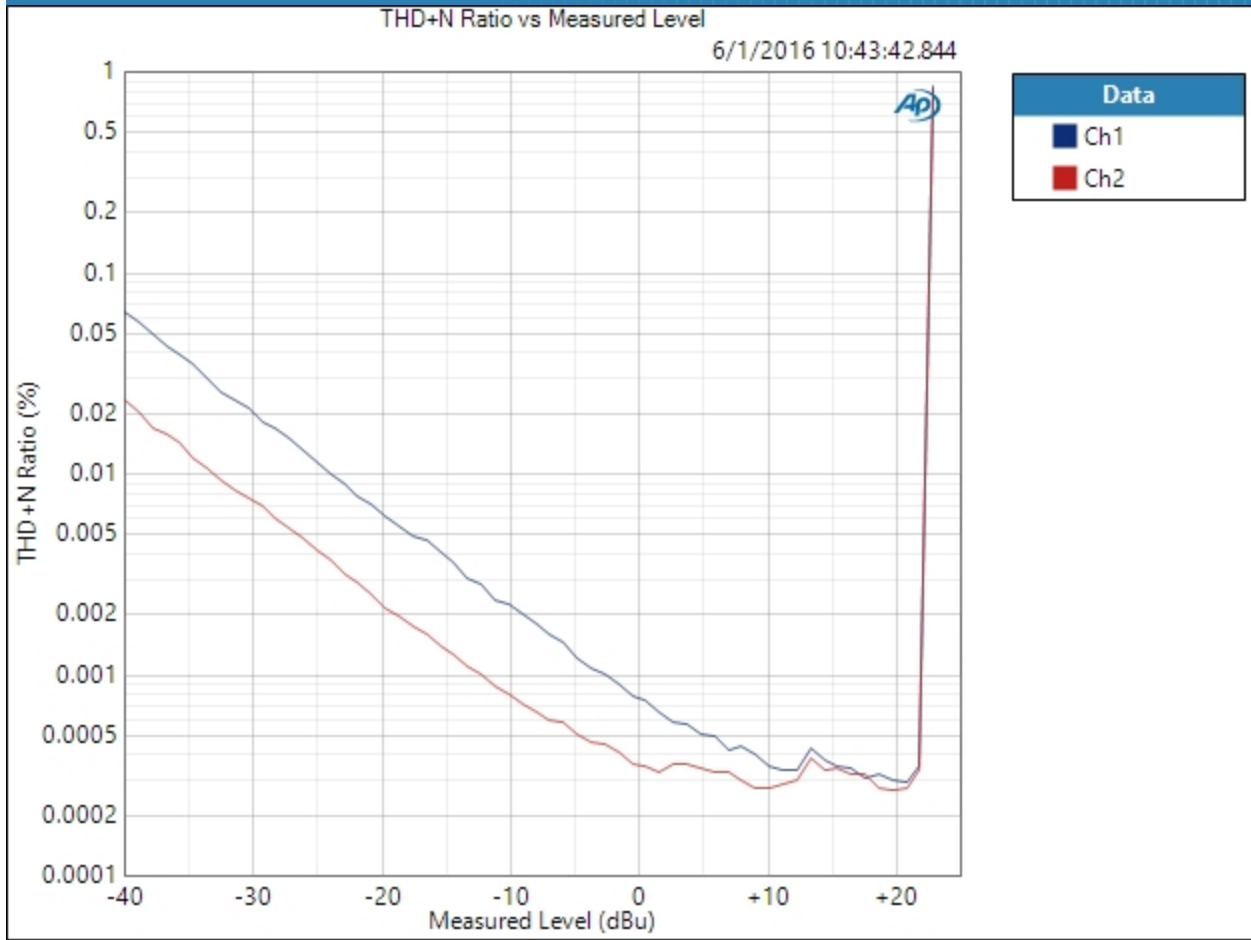
Sequence Report



Unbalanced - 22.4 kHz BW : Stepped Level Sweep

Waveform: Sine
Generator Level: 100.0 mVrms
DC Offset: 0.000 V
Frequency: 1.00000 kHz
Start Level: -40.000 dBu
Stop Level: +22.730 dBu
Step Type: Linear
Number of Points: 60
Step Size: +1.063 dBu
Offset: 0.000 V
Low-pass Filter: 20 kHz
Weighting Filter: Signal Path
High-pass Filter: 20 Hz
Notch Tuning Mode: Generator Frequency
Measured 1 6/1/2016 10:43:42

THD+N Ratio vs Measured Level (6/1/2016 10:43:42.844)

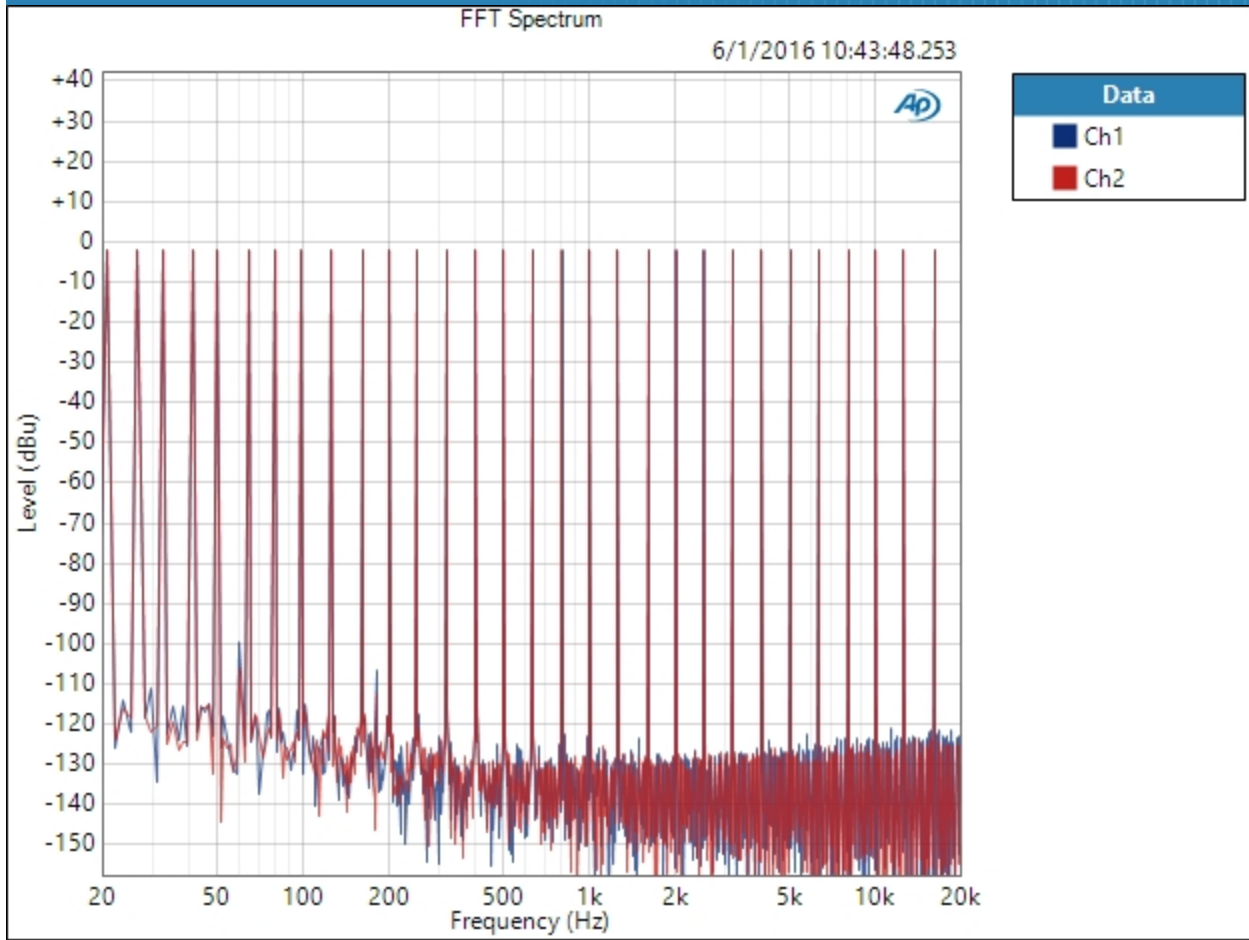


Result: PASSED

Sequence Report



Unbalanced - 22.4 kHz BW : Multitone Analyzer
Generator Level: +20.000 dBu
DC Offset: 0.000 V
Name: APx 32-tone
Sample Rate: 192.000 kHz
Length: 65536
Min Frequency: 14.6484 Hz
Max Frequency: 20.0010 kHz
Step Type: Custom
Tones: 32
Crest Factor: 4.481 x/y / 13.028 dB
TD+N Filter: Signal Path
Averages: 1
Phase Ref Channel: Ch1
Trigger: Free Run
Trigger Delay: 200.0 ms
Frequency Correction: Disabled
Skirt Width: 1.00 %
Measured 1 6/1/2016 10:43:48
Record Acquisition: False
FFT Spectrum (6/1/2016 10:43:48.253)



Result: PASSED

Unalanced - 90 kHz BW : Signal Path Setup

Output Connector:	Analog Unbalanced
Channels:	2
Source Impedance:	20 ohm
EQ:	None
Input Connector:	Analog Unbalanced
Channels:	2
Termination:	100 kohm
Input Bandwidth:	AC (<10 Hz) - 90k (192 kHz SR)
Device Delay:	0.000 s

• References

dBr G:	100.0 mVrms
dBm (Output Power):	600.0 ohm
W(watts) (Output Power):	8.000 ohm
Shared Frequency Reference:	1.00000 kHz
dBrA:	1.000 Vrms
dBrB:	1.000 Vrms
dBrA Offset:	0.000 dB
dBrB Offset:	0.000 dB
dB SPL1:	10.00 mVrms
dB SPL2:	10.00 mVrms
dB SPL1 Calibrator Level:	94.000 dB SPL
dB SPL2 Calibrator Level:	94.000 dB SPL
dBm (Input Power):	600.0 ohm
W(watts) (Input Power):	8.000 ohm

• DCX

DCX is not detected.

Sequence Report



Unalanced - 90 kHz BW : Stepped Frequency Sweep

Generator Level: 2.000 Vrms

DC Offset: 0.000 V

EQ: None

Start Frequency: 20.0000 kHz

Stop Frequency: 20.0000 Hz

Step Type: Logarithmic

Number of Points: 60

Low-pass Filter: 60 kHz

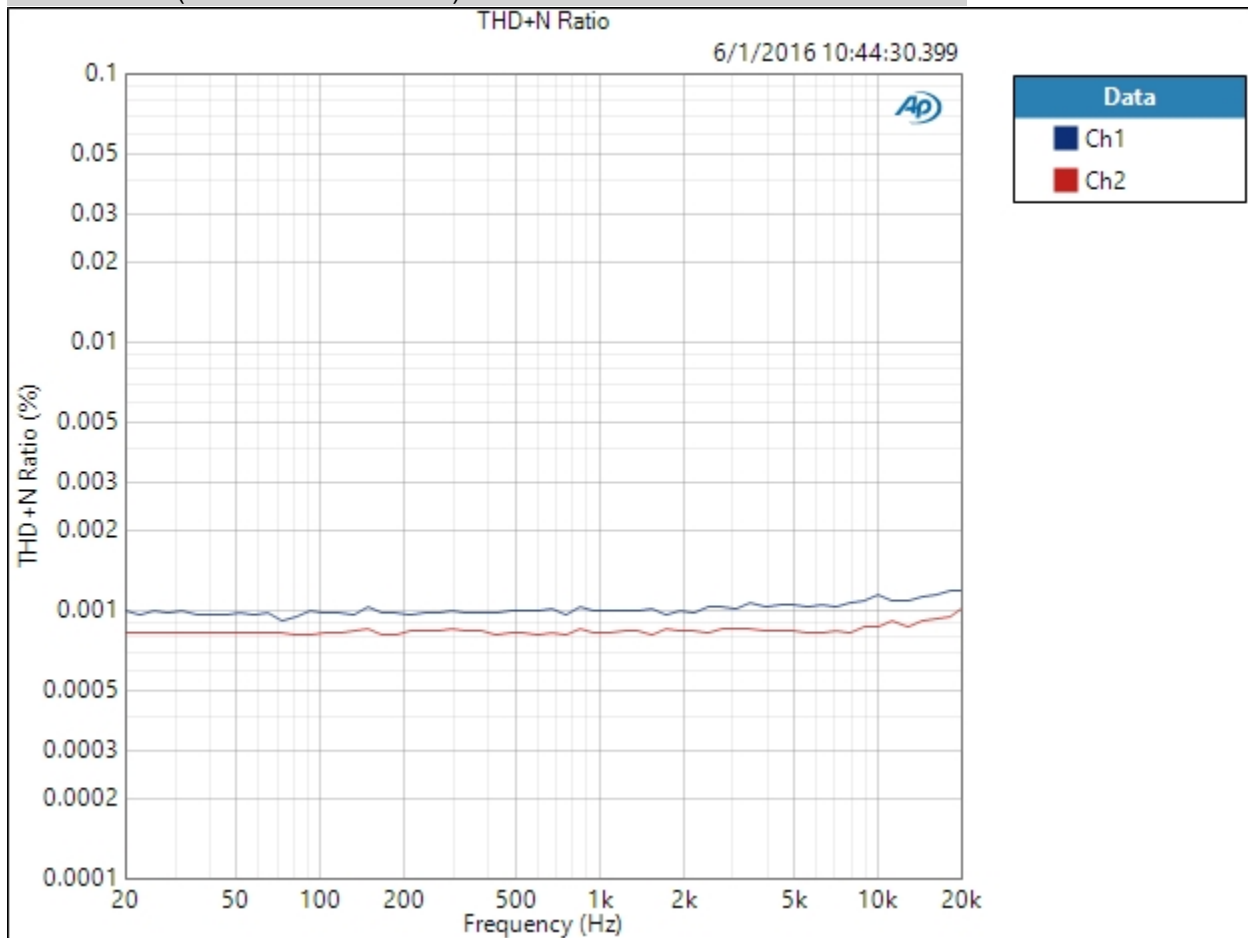
Weighting Filter: Signal Path

High-pass Filter: 20 Hz

Phase Ref Channel: Ch1

Measured 1 6/1/2016 10:44:30

THD+N Ratio (6/1/2016 10:44:30.399)

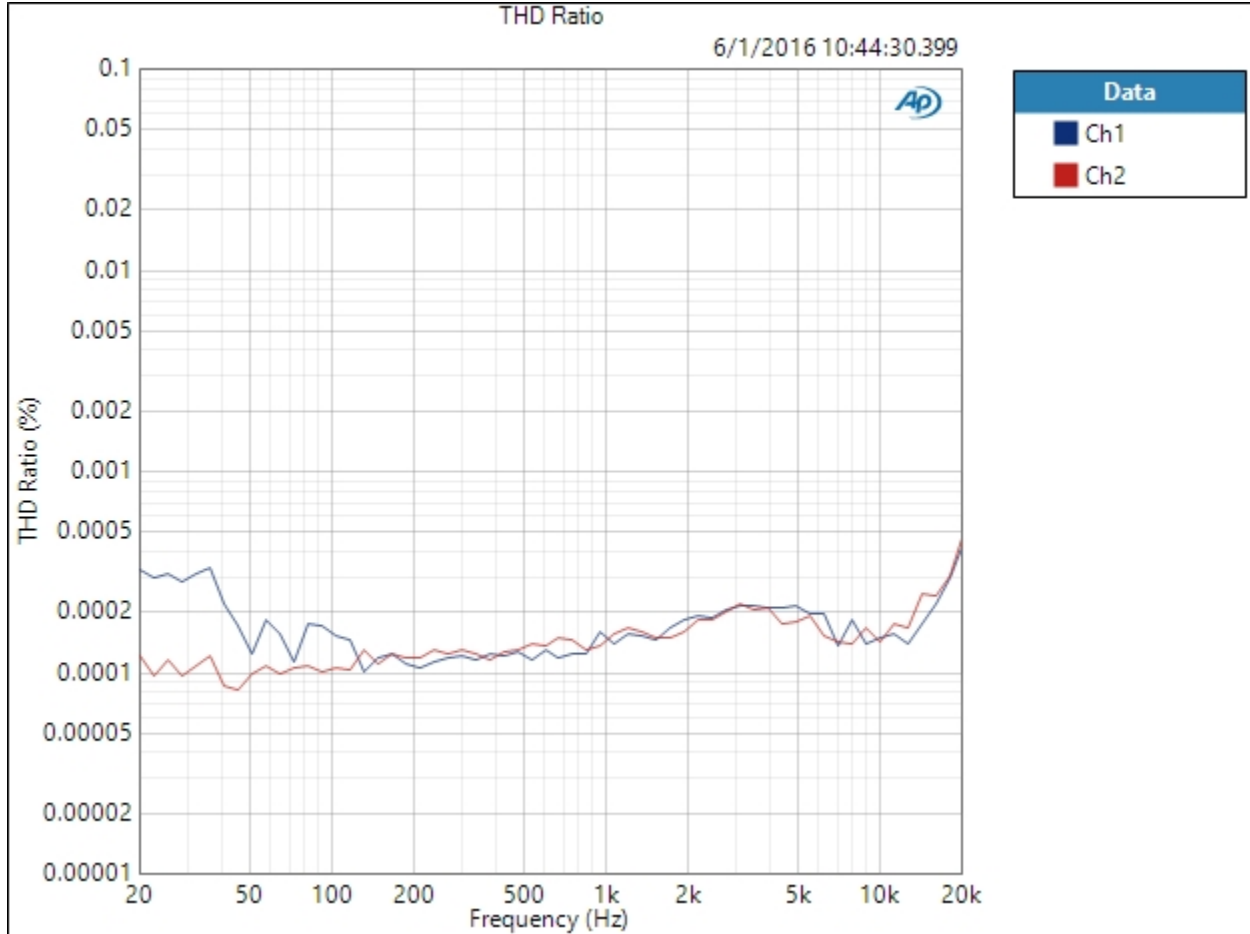


Sequence Report



Result: ✔ PASSED

THD Ratio (6/1/2016 10:44:30.399)



Result: ✔ PASSED